

MUSICAL MIXERS

1. Grand March Figures and Partner Changers

Starting the Grand March

Use lively march or fox-trot music, preferably tunes to which the group can sing.

Leader stands at top of room facing down and says, "men line up on this side," indicating left wall with left hand, "ladies line up on this side," indicating right wall with right hand. When all are in line, leader says, "All face this way; top man and top lady march toward each other and all others follow." At this time the leader moves to the middle of the floor and faces up, and says as the top players meet, "Gentlemen offer your right arm to the lady."

Before the first couple reaches the lower end of the room, the leader must station himself there, facing up and say, "First couple to this side," indicating one side with one hand; "second couple to this side," indicating opposite side with other hand. Other couples go to alternate sides likewise.

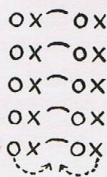
Double Grand Right and Left

Before the leading couples have reached the top of the room the leader must get there and halt them as they meet. Ask each person to step one step away from partner, then ask leading couples to give right hand to opposite player, man to lady. Now all move forward, each leading player giving left hand to next player of opposite sex, right to next, left to next and so on, others following in turn, doing a grand right and left. Continue marching to bottom of room where leading couples again meet and repeat the figure.

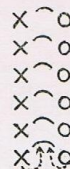
Down in Fours or More

When two first couples meet at top of room, have them face down, link arms and march down in 4's. (If desired the first four may be sent to the right, second to left, and so on, then brought down in 8's, repeating for 16's and 32's.) When the first four players reach lower end of the room they halt and others stop at a distance of two or three feet.

Partners Change Arch



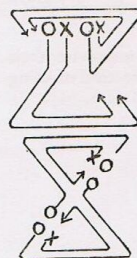
Leader faces players and says, "Center men and ladies join nearest hands making an arch. Outside men and ladies march forward, face about in front of the arch, join new partner's hand and go under arch." When all the outside players have done this, all the center players start marching forward facing about when they reach the leader and go under the arch until every couple has done so. This figure now places the lady with a new partner, but on the man's left instead of on his right, as is customary, so it is necessary to use another figure to place the lady on the man's right.



Simple Arch

The first couple, followed by all the others, circle the room, come down the center and halt. All except first couple join inside hands, form an arch and march forward. First couple face about, join hands and go under arch, followed by all other couples at the same place. This figure brings the lady on the man's right.

Partner Change Cross



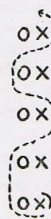
Players come down center of room in fours. At the exact middle of room one couple of the first four players move off to the diagonal right forward corner, the other couple to the diagonal left backward corner and continue moving counter-clockwise from that corner to the next and back to the center walking in their triangle, followed by their other couples. Here, as the first two couples meet, each man offers his right arm to the other man's partner, taking her for the walk around his triangle and back to the center where again he exchanges her for his previous partner. Continue as long as desired, then have first couple lead around the room counter-clockwise in one large circle.

Double Wind Up

First couple lead into a spiral. When they reach the center all halt, join inside hands making arch, then move forward in this position, facing about, at the spot where the first couple turned, joining partners' hands and going back out of the spiral under the arch. This figure brings the lady on the man's left so it is necessary to place her again on the man's right. Therefore, either the double wind-up may be repeated or the following figure used.

Down the Alley

The first couple march around the room counter-clockwise followed by all the other players. The group stops, each player steps one step away from partner to make an alley, first couple face, join hands, and slide down the alley to the end, then continue to march clockwise around the room. Other players join partners' hands and slide down the alley in turn. This figure brings the lady on the man's right as customary, but players are marching clockwise. One way to get them marching counter-clockwise is the double zig-zag.



Double Zig-Zag ★

All players link arms with partner and march forward with at least four feet between couples. Top couple with elbows linked cast off (swing about) to the right and go behind second couple, crossing over and around outside and behind third couple, over around inside and behind fourth couple, and continue on zig-zagging down the line followed at a short interval by the second and succeeding couples. This figure brings the players into a counter-clockwise march which is customary.